


MathWorks Demo

[Get Software](#) | [Learn MATLAB](#) | [Teach with MATLAB](#) | [What's New](#)

MATLAB Access for Everyone at MathWorks Demo



Where will MATLAB and Simulink take you?

82% of Fortune 100 companies use MATLAB, which means that you'll take your ideas beyond the classroom to help drive new technology and advance your career.


Get MATLAB and Simulink

[See list of available products](#)

Desktop. Online. Mobile.

Free through your school's license.


[Sign in to get started](#)

 [Need installation help? Contact MathWorks Support](#)

Learn to Use MATLAB and Simulink

Get started with free learning resources.

[MATLAB Onramp](#) | [Discover More Tutorials](#)

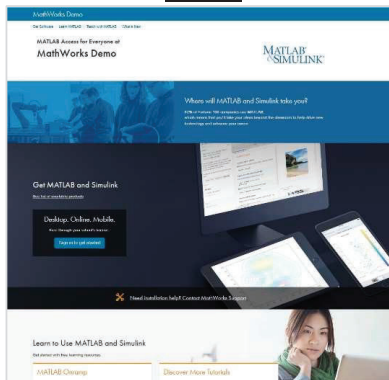


Campus-Wide License Portal

End User Workflow

- User begins by clicking on **Sign in to get started** on the Campus-Wide License Portal

Campus-Wide License Portal



Log in / Create Account

To download MATLAB, you must have a MathWorks Account created with your university email address.

Log in to your MathWorks Account

Email Address or User ID

Password

Forgot your password?

Keep me logged in

[Log In](#)

Don't have a MathWorks Account? [Create Account](#)



Log in / Create Account

To finish creating your profile, provide the following information for

Email Address ✔
You will need to verify your email address.

First Name ✔

Last Name ✔

User ID (Optional)

Password
Must be at least 8 characters, with at least one upper-case and one number

Password Confirmation

School / University ✔

[Create](#)



Download

✔ You are already associated to this license.

Install and Activate Software on a Computer

STEP 1 Download the installer to the computer you want to activate.

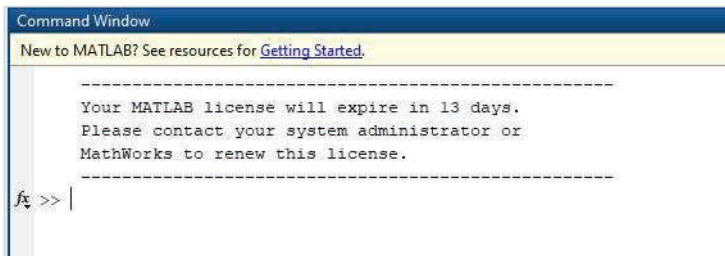
STEP 2 While connected to the Internet, run the installer to download your product files and activate.

[Download Installer](#)

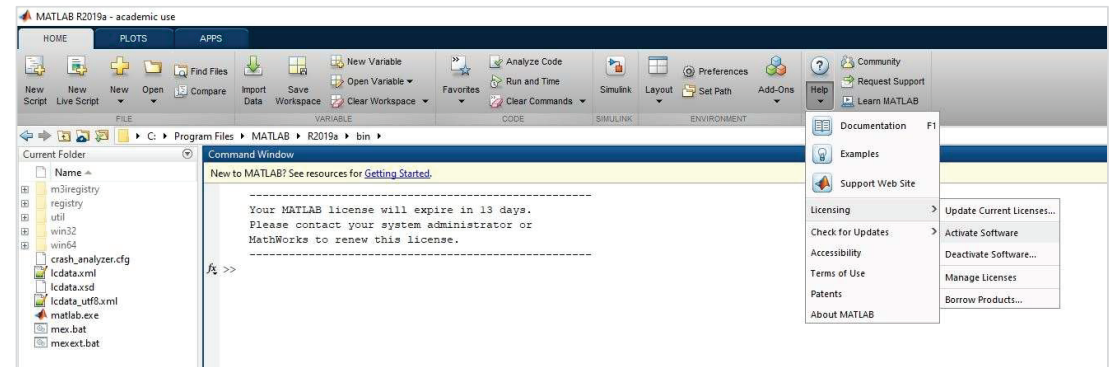
Re-activation

- Every year during the license renewal, users will need to re-activate their existing MATLAB installations.
- Users will see an expiration message starting 15 days from the expiration date.
- Users can activate then or let MATLAB expire. Once it expires and they try to launch MATLAB again, it will automatically launch the Activation Client.

**Expiration Message in
MATLAB**



**Re-Activation Within
MATLAB**



Email Domains

- End Users associating to the Campus-Wide License must use their university email address.
- Subdomains of “Allowed” email domains apply as well.
 - For example, if @univ.edu is an allowed email domain, then a user with an @student.univ.edu email address can associate to the license.
- Email accounts are re-verified every year from their creation to make sure the account is still valid.

Transitioning Existing MATLAB Installations to Campus-Wide License

If someone already has MATLAB installed, they can transition to the Campus-Wide License.

- End Users who associate to the new license simply need to re-run the MATLAB installer.
- When running the installer, they simply will select the Campus-Wide License and install the new toolboxes that are now available. After the install, it will automatically bring them into the activation client and place down the Campus-Wide License file.

